

Session Name: 10-14-2022 11-10 AM

Date Created: 10/14/2022 10:36:30 AM

Active Participants: 18 of 18

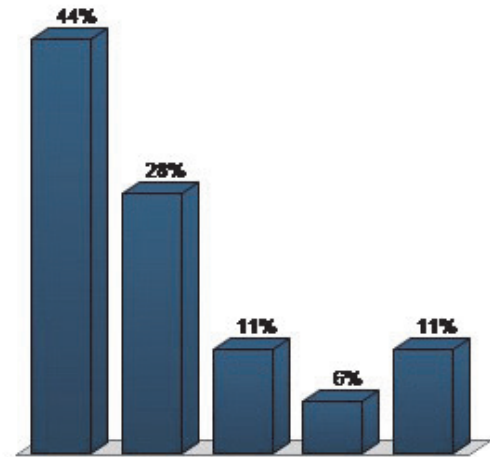
Average Score: 0.00%

Questions: 51

Results by Question

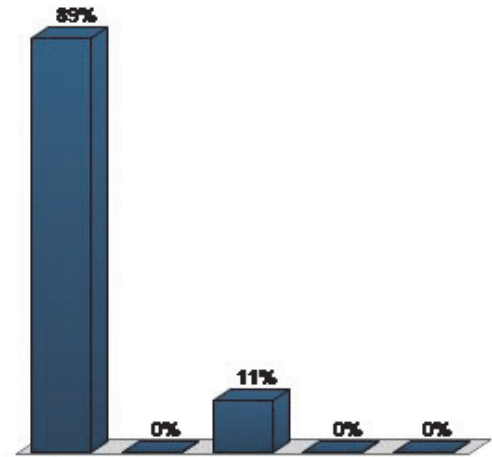
1. Community Center, Project #68: Renovation of Seidman Club – Boys & Girls Club of Grand Rapids (Multiple Choice)

	Responses	
	Percent	Count
Low Priority	44.44%	8
Somewhat Priority	27.78%	5
Moderate	11.11%	2
Important	5.56%	1
High	11.11%	2
Totals	100%	18



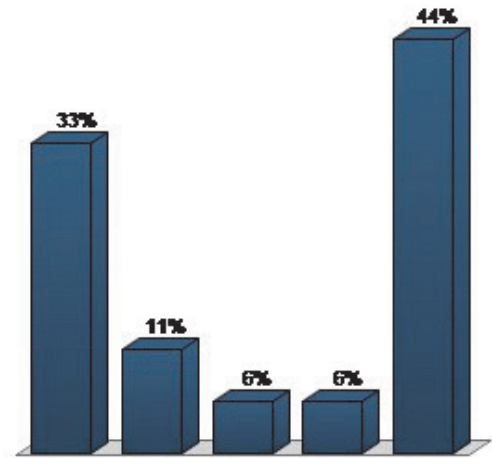
2. Community Center, Project #34/#268: Renovation of Seidman Club – Boys & Girls Club of Grand Rapids (Multiple Choice)

Responses		
	Percent	Count
Low Priority	88.89%	16
Somewhat Priority	0%	0
Moderate	11.11%	2
Important	0%	0
High	0%	0
Totals	100%	18



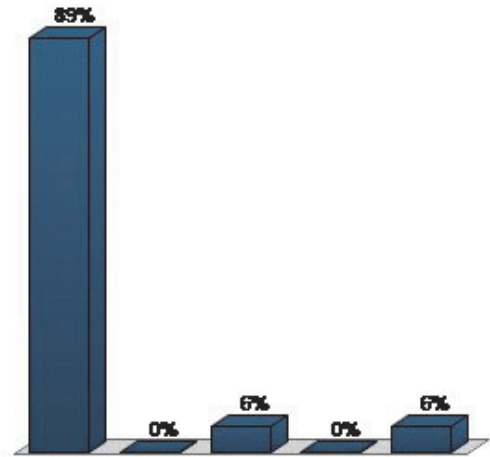
3. Community Center, Project #116: Boston Square Community Center (Multiple Choice)

Responses		
	Percent	Count
Low Priority	33.33%	6
Somewhat Priority	11.11%	2
Moderate	5.56%	1
Important	5.56%	1
High	44.44%	8
Totals	100%	18



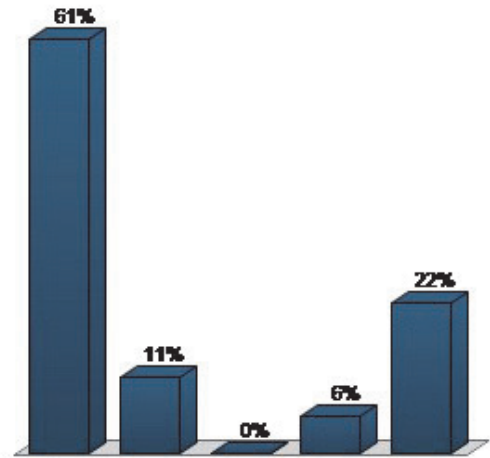
4. Community Center, Project #253: Cascade Library Community Garden and Activity Center (Multiple Choice)

Responses		
	Percent	Count
Low Priority	88.89%	16
Somewhat Priority	0%	0
Moderate	5.56%	1
Important	0%	0
High	5.56%	1
Totals	100%	18



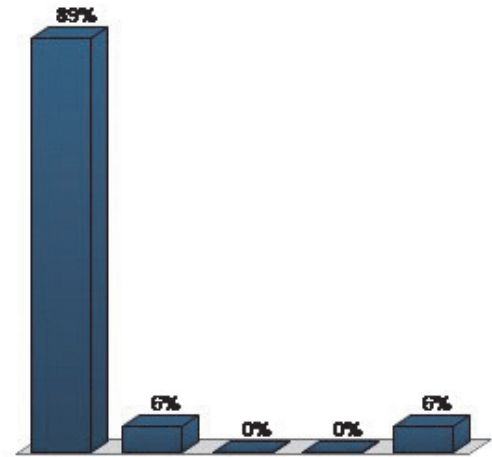
5. Community Center, Project #159: Krause Memorial Library Garden (Multiple Choice)

Responses		
	Percent	Count
Low Priority	61.11%	11
Somewhat Priority	11.11%	2
Moderate	0%	0
Important	5.56%	1
High	22.22%	4
Totals	100%	18



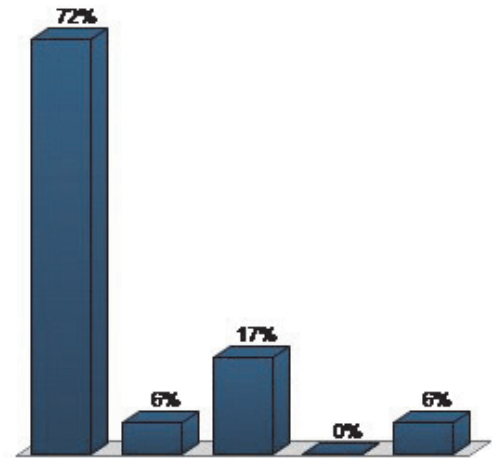
6. Community Center, Project #76: Rise Up Community Center (Solon Township/Cedar Springs) (Multiple Choice)

Responses		
	Percent	Count
Low Priority	88.89%	16
Somewhat Priority	5.56%	1
Moderate	0%	0
Important	0%	0
High	5.56%	1
Totals	100%	18



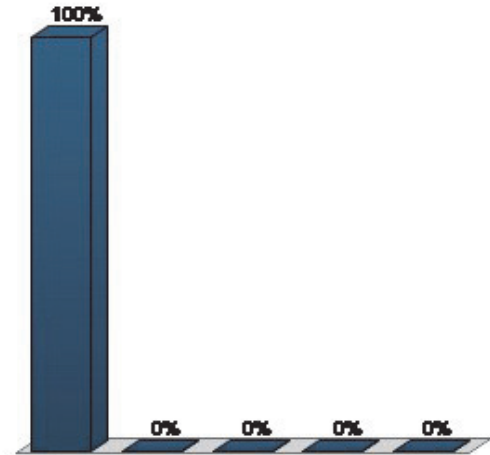
7. DEI, Project #22: Why Words Matter: Providing LGBTQ + Healthcare Training for Non-Profit Organizations (Multiple Choice)

Responses		
	Percent	Count
Low Priority	72.22%	13
Somewhat Priority	5.56%	1
Moderate	16.67%	3
Important	0%	0
High	5.56%	1
Totals	100%	18



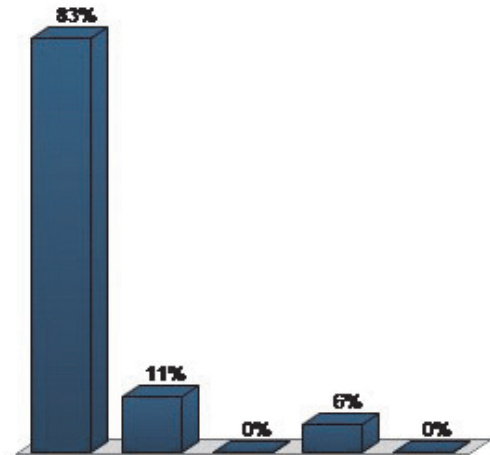
8. DEI, Project #89: Racial and Cultural Training for Staff and Residents in LTC (Multiple Choice)

	Responses	
	Percent	Count
Low Priority	100%	18
Somewhat Priority	0%	0
Moderate	0%	0
Important	0%	0
High	0%	0
Totals	100%	18



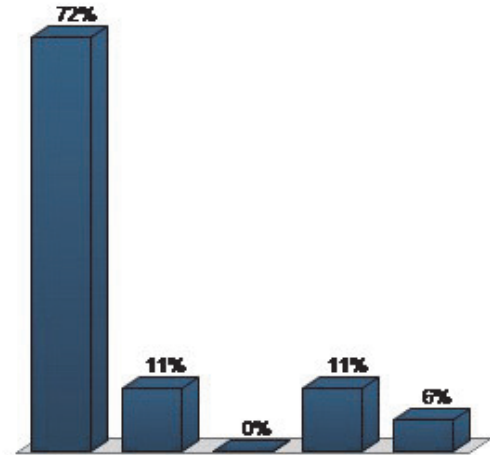
9. DEI, Project #190: VoiceKent Survey Series (Multiple Choice)

	Responses	
	Percent	Count
Low Priority	83.33%	15
Somewhat Priority	11.11%	2
Moderate	0%	0
Important	5.56%	1
High	0%	0
Totals	100%	18



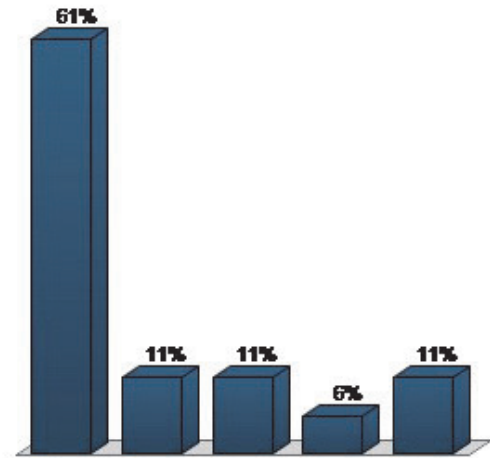
10. DEI, Project #275: Diversity, Equity and Inclusion Training and Position (AAAWM) (Multiple Choice)

Responses		
	Percent	Count
Low Priority	72.22%	13
Somewhat Priority	11.11%	2
Moderate	0%	0
Important	11.11%	2
High	5.56%	1
Totals	100%	18



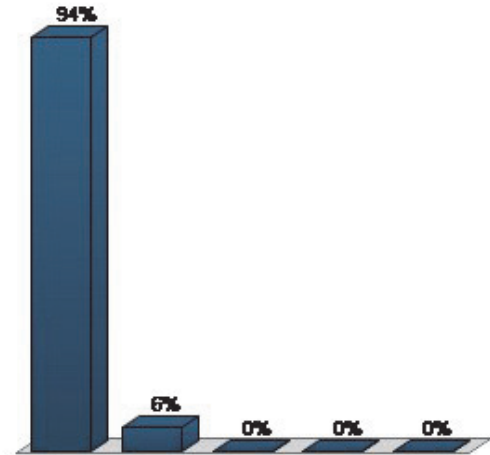
11. Disability Services, Project #96: Adaptions Improve Job Satisfaction, Reducing Employee Turnover (Multiple Choice)

Responses		
	Percent	Count
Low Priority	61.11%	11
Somewhat Priority	11.11%	2
Moderate	11.11%	2
Important	5.56%	1
High	11.11%	2
Totals	100%	18



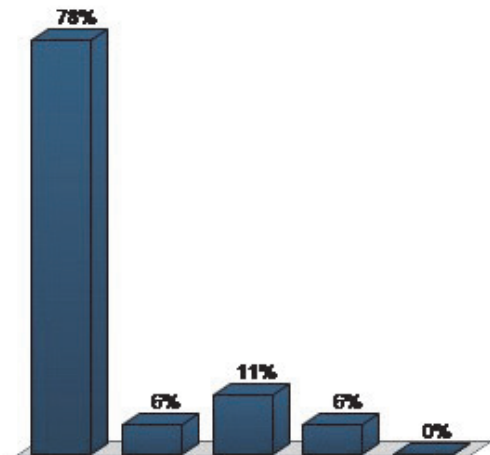
12. Disability Services, Project #114: Beyond26 Program Office Construction (Multiple Choice)

Responses		
	Percent	Count
Low Priority	94.44%	17
Somewhat Priority	5.56%	1
Moderate	0%	0
Important	0%	0
High	0%	0
Totals	100%	18



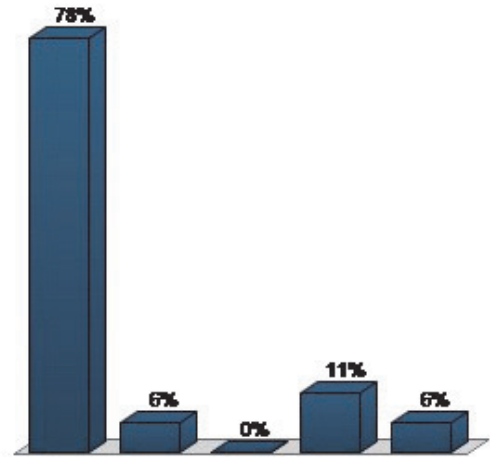
13. Disability Services, Project #267: Grand Rapids ADA Curb Cuts (Multiple Choice)

Responses		
	Percent	Count
Low Priority	77.78%	14
Somewhat Priority	5.56%	1
Moderate	11.11%	2
Important	5.56%	1
High	0%	0
Totals	100%	18



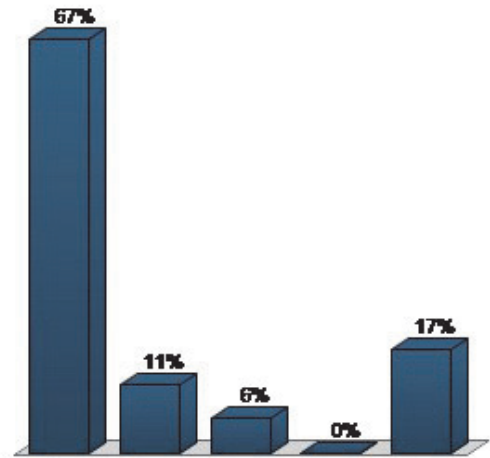
14. Disability Services, Project #207: GRAAA’s James C. Veen Observatory Assembly Room (Multiple Choice)

Responses		
	Percent	Count
Low Priority	77.78%	14
Somewhat Priority	5.56%	1
Moderate	0%	0
Important	11.11%	2
High	5.56%	1
Totals	100%	18



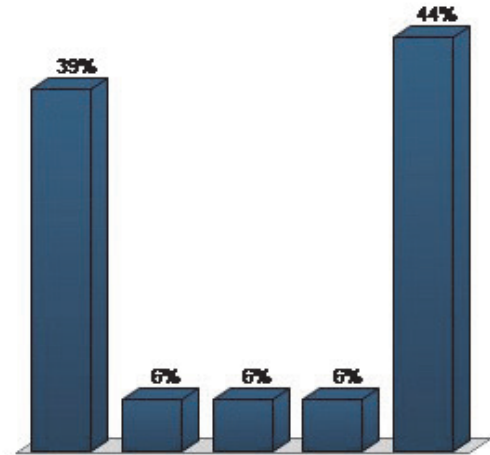
15. Disability Services, Project #323: Kent County Autism Mental Health Initiative (Multiple Choice)

Responses		
	Percent	Count
Low Priority	66.67%	12
Somewhat Priority	11.11%	2
Moderate	5.56%	1
Important	0%	0
High	16.67%	3
Totals	100%	18



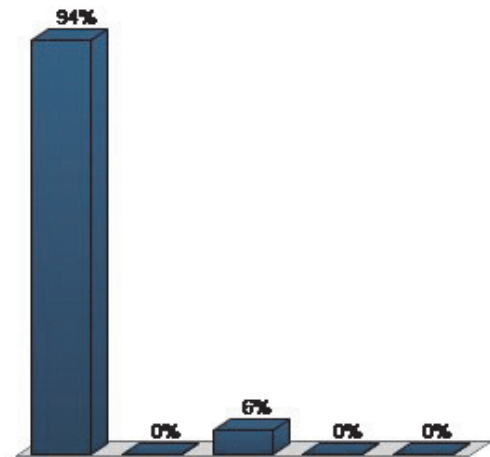
16. Disability Services, Project #62: Social Connection Opportunities for People with Autism (Multiple Choice)

	Responses	
	Percent	Count
Low Priority	38.89%	7
Somewhat Priority	5.56%	1
Moderate	5.56%	1
Important	5.56%	1
High	44.44%	8
Totals	100%	18



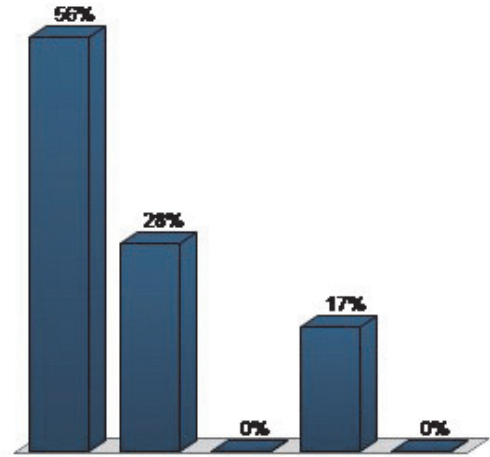
17. Education, Project #147: Water Education and Career Program (Multiple Choice)

	Responses	
	Percent	Count
Low Priority	94.44%	17
Somewhat Priority	0%	0
Moderate	5.56%	1
Important	0%	0
High	0%	0
Totals	100%	18



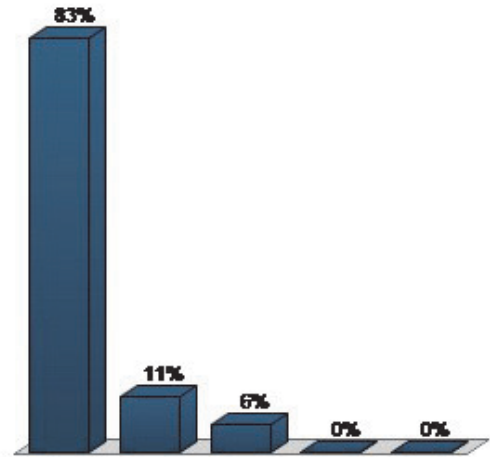
18. Education, Project #65: Baxter Community Center Out of School Time Programming (Multiple Choice)

Responses		
	Percent	Count
Low Priority	55.56%	10
Somewhat Priority	27.78%	5
Moderate	0%	0
Important	16.67%	3
High	0%	0
Totals	100%	18



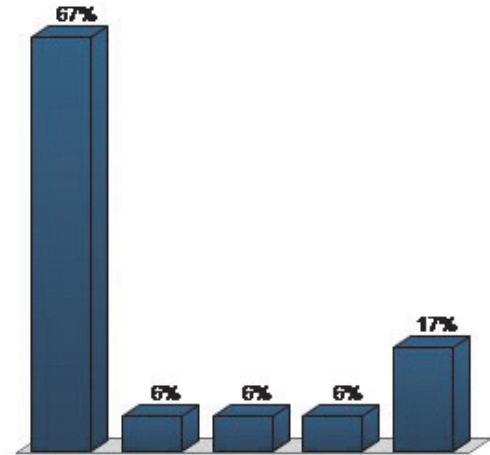
19. Education, Project #280: ACO Professional Development & Advancement Program (Multiple Choice)

Responses		
	Percent	Count
Low Priority	83.33%	15
Somewhat Priority	11.11%	2
Moderate	5.56%	1
Important	0%	0
High	0%	0
Totals	100%	18



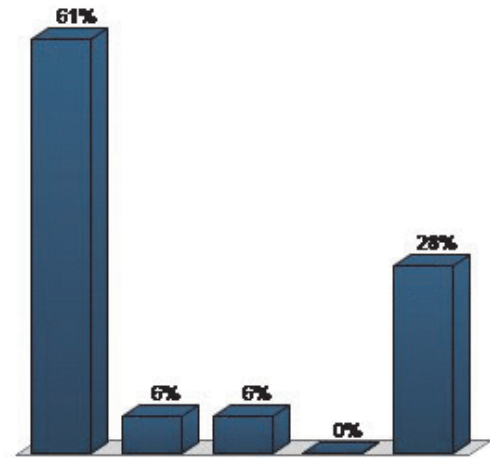
20. Education, Project #278: GRPS- Ottawa Hills High School Culinary Arts Program (Multiple Choice)

Responses		
	Percent	Count
Low Priority	66.67%	12
Somewhat Priority	5.56%	1
Moderate	5.56%	1
Important	5.56%	1
High	16.67%	3
Totals	100%	18



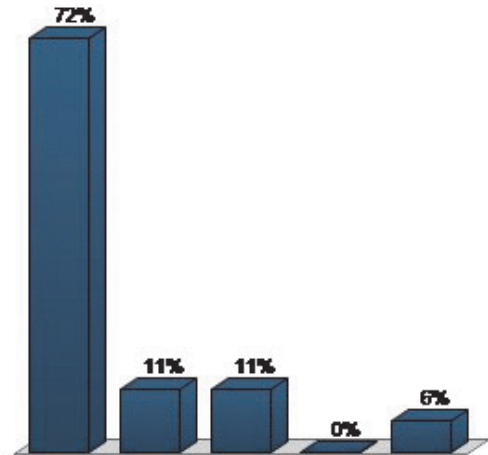
21. Education, Project #213: The Junior Achievement Free Enterprise Center: “Building Futures . . . Inspiring Dreams” (Multiple Choice)

Responses		
	Percent	Count
Low Priority	61.11%	11
Somewhat Priority	5.56%	1
Moderate	5.56%	1
Important	0%	0
High	27.78%	5
Totals	100%	18



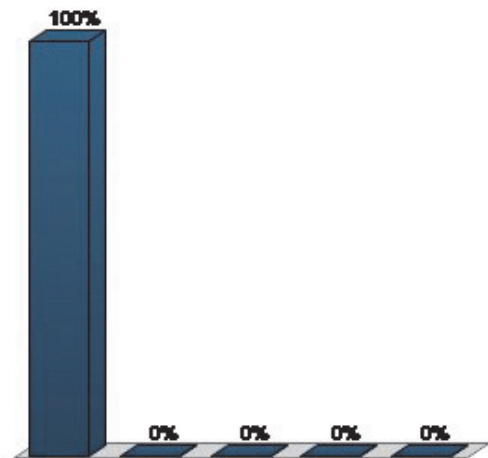
22. Education, Project #227: Full STEAM Ahead: A Dedicated STEAM Learning Space for Kent County (Multiple Choice)

Responses		
	Percent	Count
Low Priority	72.22%	13
Somewhat Priority	11.11%	2
Moderate	11.11%	2
Important	0%	0
High	5.56%	1
Totals	100%	18



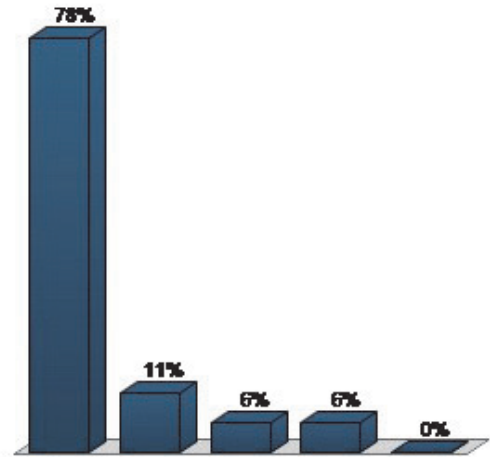
23. Education, Project #302: Public Education for Adults and Children Everywhere Television & Radio (Multiple Choice)

Responses		
	Percent	Count
Low Priority	100%	18
Somewhat Priority	0%	0
Moderate	0%	0
Important	0%	0
High	0%	0
Totals	100%	18



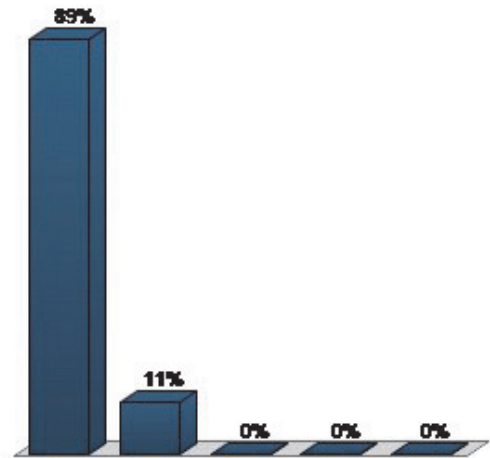
24. Energy and Environment, Project #67: Reducing Energy Burdens and Creating Healthier Homes for Low-to-Moderate Income Residents (Multiple Choice)

Responses		
	Percent	Count
Low Priority	77.78%	14
Somewhat Priority	11.11%	2
Moderate	5.56%	1
Important	5.56%	1
High	0%	0
Totals	100%	18



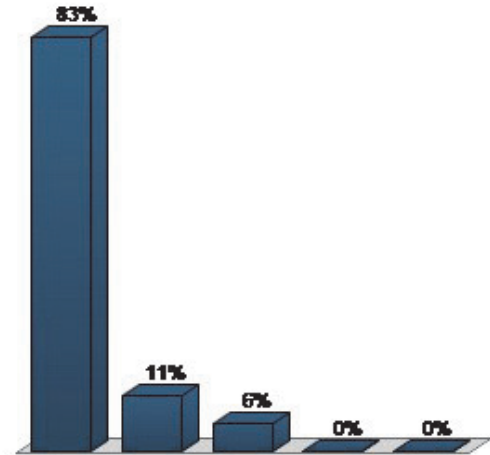
25. Energy and Environment, Project #198: Kent County Air Quality Awareness and Engagement (Multiple Choice)

Responses		
	Percent	Count
Low Priority	88.89%	16
Somewhat Priority	11.11%	2
Moderate	0%	0
Important	0%	0
High	0%	0
Totals	100%	18



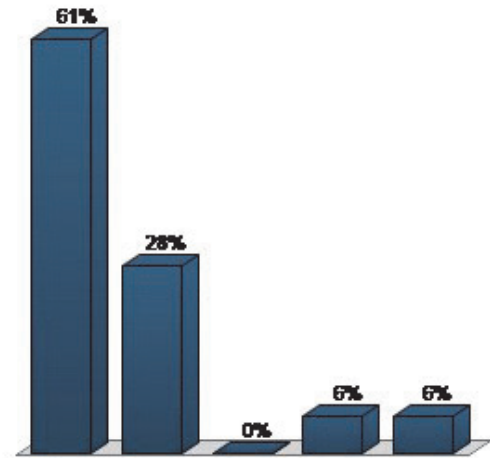
26. Energy and Environment, Project #312: Climate Justice and Equity (Multiple Choice)

Responses		
	Percent	Count
Low Priority	83.33%	15
Somewhat Priority	11.11%	2
Moderate	5.56%	1
Important	0%	0
High	0%	0
Totals	100%	18



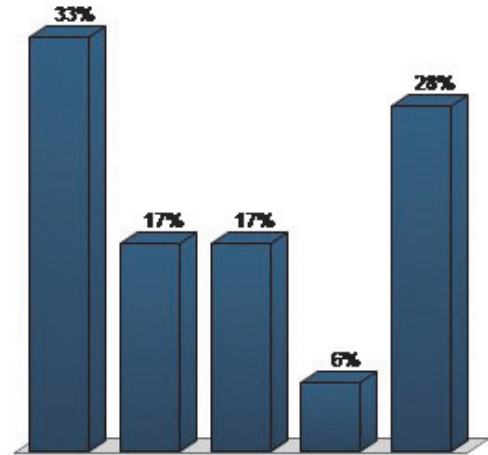
27. Food and Nutrition, Project #24: Growing Wyoming: Community Solutions to nutrition Through School Gardens and Enhanced Education (Multiple Choice)

Responses		
	Percent	Count
Low Priority	61.11%	11
Somewhat Priority	27.78%	5
Moderate	0%	0
Important	5.56%	1
High	5.56%	1
Totals	100%	18



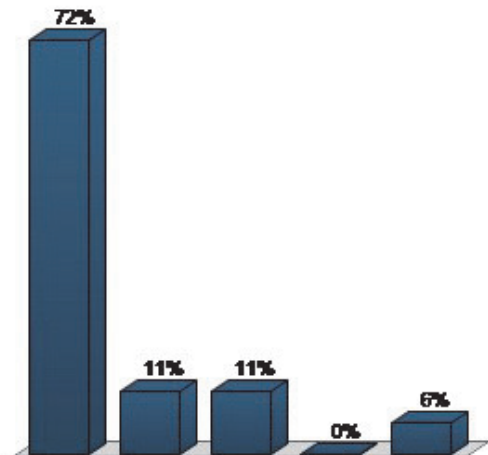
28. Food and Nutrition, Project #235: Nourish Tomorrow Advancement Campaign (Multiple Choice)

Responses		
	Percent	Count
Low Priority	33.33%	6
Somewhat Priority	16.67%	3
Moderate	16.67%	3
Important	5.56%	1
High	27.78%	5
Totals	100%	18



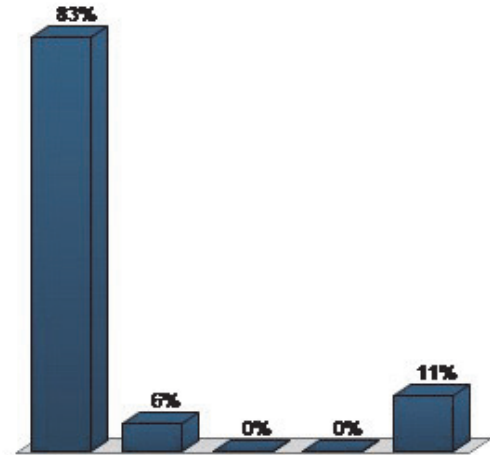
29. Food and Nutrition, Project #294: Good Food Systems Initiative (Multiple Choice)

Responses		
	Percent	Count
Low Priority	72.22%	13
Somewhat Priority	11.11%	2
Moderate	11.11%	2
Important	0%	0
High	5.56%	1
Totals	100%	18



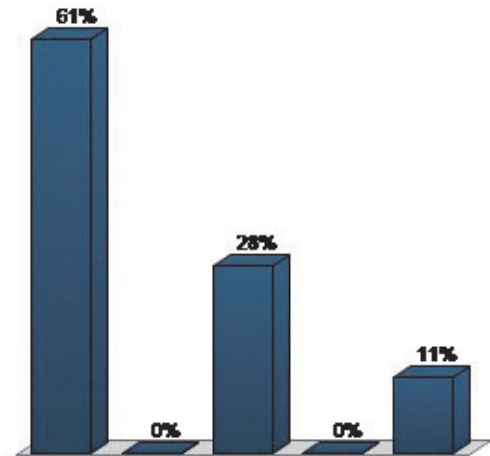
30. Food and Nutrition, Project #311: Healthy Food Education (Multiple Choice)

	Responses	
	Percent	Count
Low Priority	83.33%	15
Somewhat Priority	5.56%	1
Moderate	0%	0
Important	0%	0
High	11.11%	2
Totals	100%	18



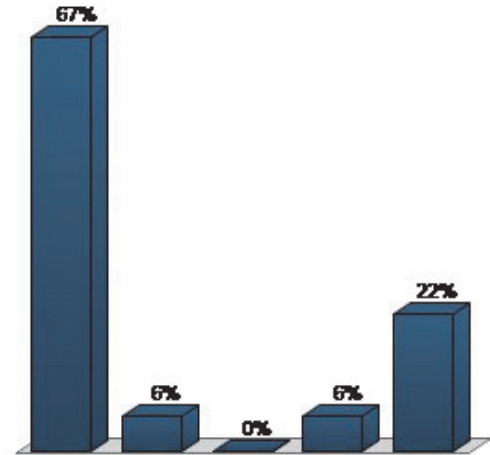
31. Food and Nutrition, Project #136: Kent County Food Policy Council Food Systems Assessment and Plan (Multiple Choice)

	Responses	
	Percent	Count
Low Priority	61.11%	11
Somewhat Priority	0%	0
Moderate	27.78%	5
Important	0%	0
High	11.11%	2
Totals	100%	18



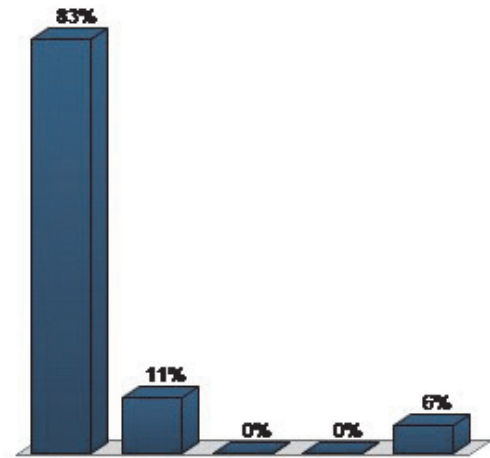
32. Food and Nutrition, Project #310: Lamoreaux Community Garden (Multiple Choice)

Responses		
	Percent	Count
Low Priority	66.67%	12
Somewhat Priority	5.56%	1
Moderate	0%	0
Important	5.56%	1
High	22.22%	4
Totals	100%	18



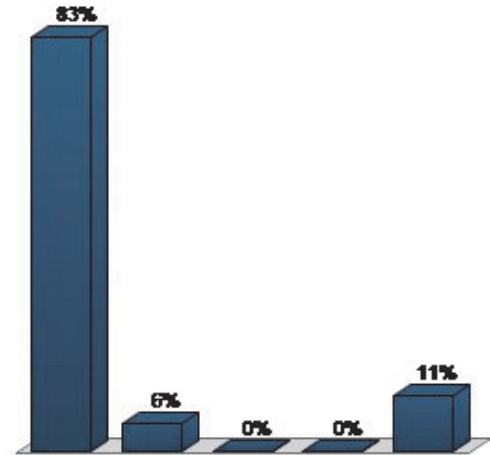
33. Food and Nutrition, Project #112: Providing an Incubator/Community Demonstration Kitchen (Multiple Choice)

Responses		
	Percent	Count
Low Priority	83.33%	15
Somewhat Priority	11.11%	2
Moderate	0%	0
Important	0%	0
High	5.56%	1
Totals	100%	18



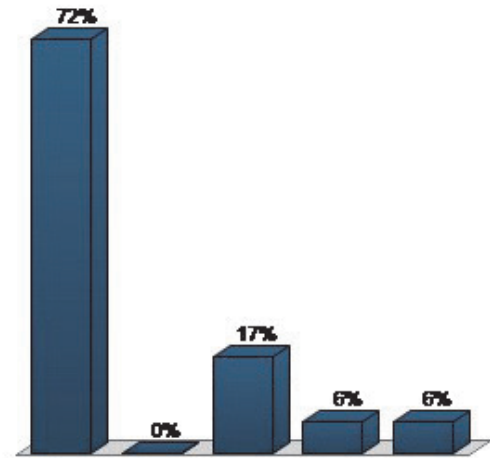
34. Food and Nutrition, Project #15: Grand Rapids Food Co-Op Staffing Support (Multiple Choice)

	Responses	
	Percent	Count
Low Priority	83.33%	15
Somewhat Priority	5.56%	1
Moderate	0%	0
Important	0%	0
High	11.11%	2
Totals	100%	18



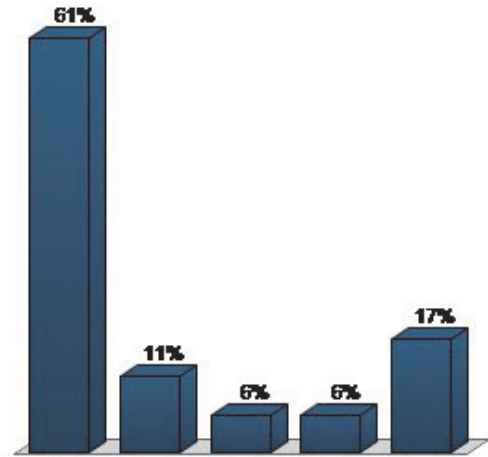
35. Food and Nutrition, Project #188: Grounding Communities in Local Food: Supporting Farmers and Intergenerational Education (Multiple Choice)

	Responses	
	Percent	Count
Low Priority	72.22%	13
Somewhat Priority	0%	0
Moderate	16.67%	3
Important	5.56%	1
High	5.56%	1
Totals	100%	18



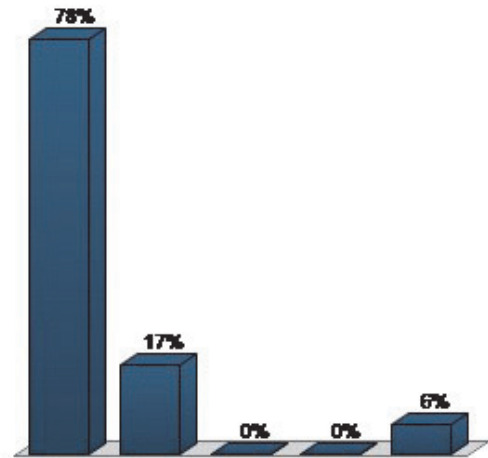
36. Government Services, Project #23: COVID Pay for Essential Kent County Civilian Workers (Multiple Choice)

Responses		
	Percent	Count
Low Priority	61.11%	11
Somewhat Priority	11.11%	2
Moderate	5.56%	1
Important	5.56%	1
High	16.67%	3
Totals	100%	18



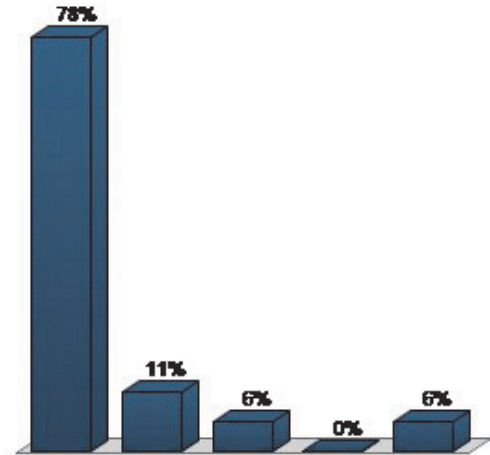
37. Government Services, Project #83: Pay Increases for Kent County Employees Who Worked during COVID-19 Pandemic (Multiple Choice)

Responses		
	Percent	Count
Low Priority	77.78%	14
Somewhat Priority	16.67%	3
Moderate	0%	0
Important	0%	0
High	5.56%	1
Totals	100%	18



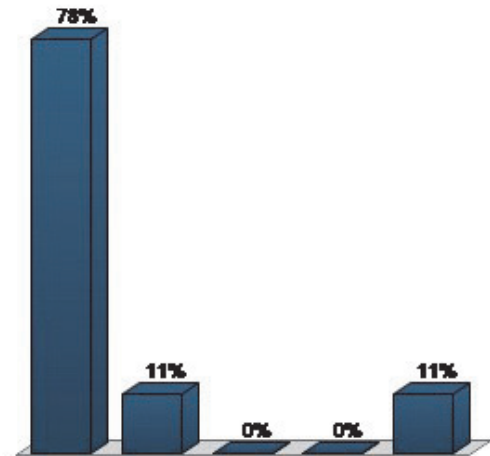
38. Government Services, Project #95: Premium Pay to Retain direct Support Professionals (Multiple Choice)

Responses		
	Percent	Count
Low Priority	77.78%	14
Somewhat Priority	11.11%	2
Moderate	5.56%	1
Important	0%	0
High	5.56%	1
Totals	100%	18



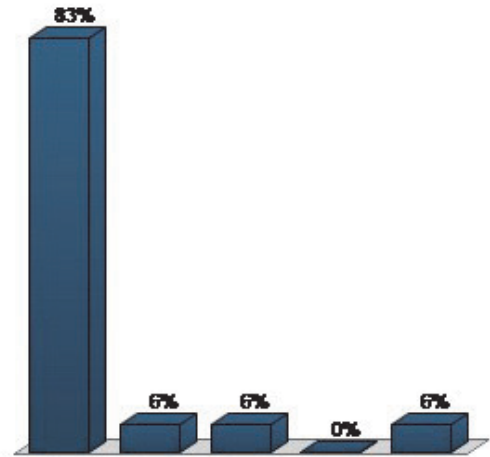
39. Government Services, Project #101: Cannon township – Resident Engagement & Technology Upgrade (Multiple Choice)

Responses		
	Percent	Count
Low Priority	77.78%	14
Somewhat Priority	11.11%	2
Moderate	0%	0
Important	0%	0
High	11.11%	2
Totals	100%	18



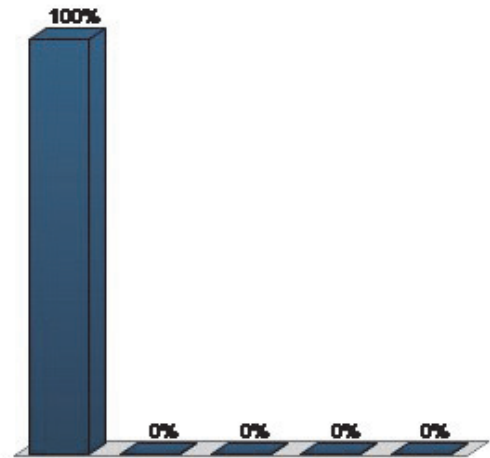
40. Government Services, Project #125: Improvements to City/Council Building HVAC Phase 2 (Multiple Choice)

Responses		
	Percent	Count
Low Priority	83.33%	15
Somewhat Priority	5.56%	1
Moderate	5.56%	1
Important	0%	0
High	5.56%	1
Totals	100%	18



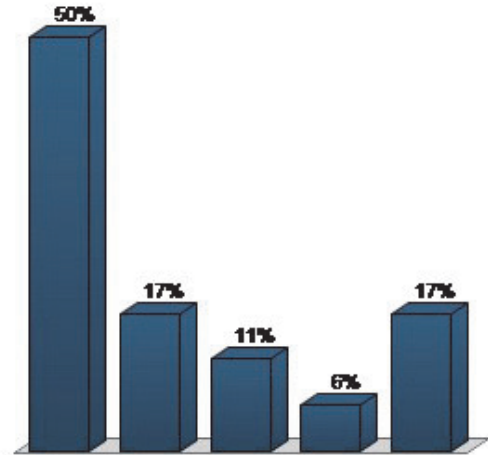
41. Government Services, Project #143: Fiber Optic Communications to Critical City Infrastructure (Multiple Choice)

Responses		
	Percent	Count
Low Priority	100%	18
Somewhat Priority	0%	0
Moderate	0%	0
Important	0%	0
High	0%	0
Totals	100%	18



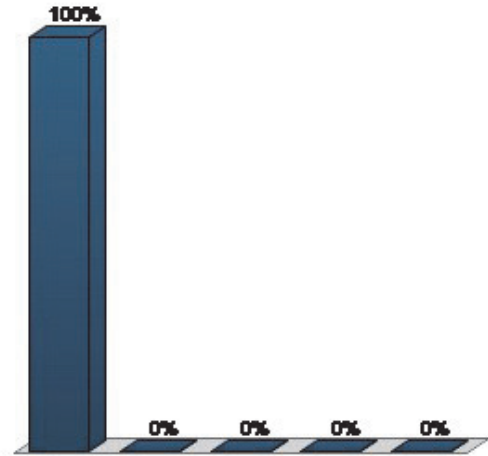
42. Government Services, Project #50: David’s House Expansion (Multiple Choice)

Responses		
	Percent	Count
Low Priority	50%	9
Somewhat Priority	16.67%	3
Moderate	11.11%	2
Important	5.56%	1
High	16.67%	3
Totals	100%	18



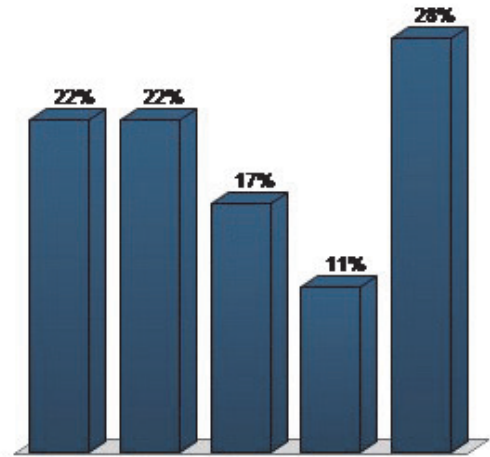
43. Government Services, Project #127: Government Center Electric Substation Replacement (Multiple Choice)

Responses		
	Percent	Count
Low Priority	100%	18
Somewhat Priority	0%	0
Moderate	0%	0
Important	0%	0
High	0%	0
Totals	100%	18



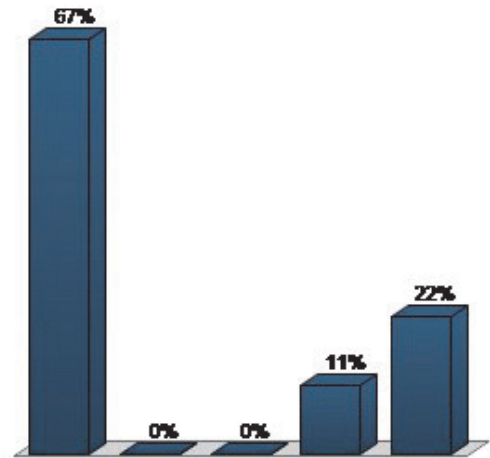
44. Government Services, Project #48: From Foster Care to Safe, Stable, Permanent Homes (Multiple Choice)

Responses		
	Percent	Count
Low Priority	22.22%	4
Somewhat Priority	22.22%	4
Moderate	16.67%	3
Important	11.11%	2
High	27.78%	5
Totals	100%	18



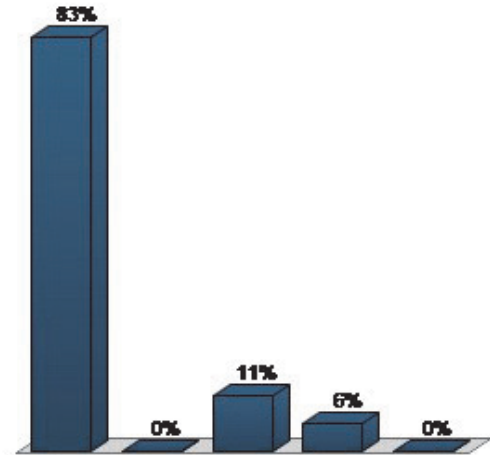
45. Government Services, Project #87: Properly Fund and Staff the Kent County Correctional Facility (Multiple Choice)

Responses		
	Percent	Count
Low Priority	66.67%	12
Somewhat Priority	0%	0
Moderate	0%	0
Important	11.11%	2
High	22.22%	4
Totals	100%	18



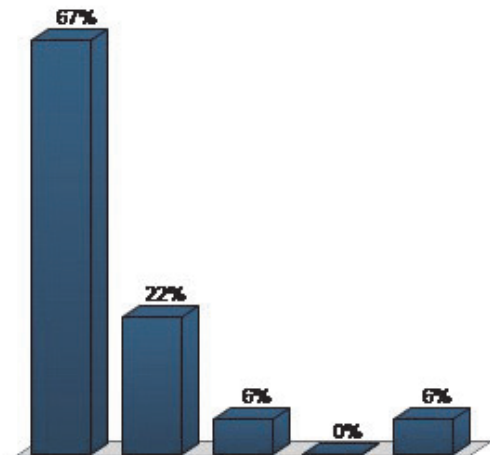
46. Government Services, Project #309: Provide More Benefits to Kent County Employees (Multiple Choice)

Responses		
	Percent	Count
Low Priority	83.33%	15
Somewhat Priority	0%	0
Moderate	11.11%	2
Important	5.56%	1
High	0%	0
Totals	100%	18



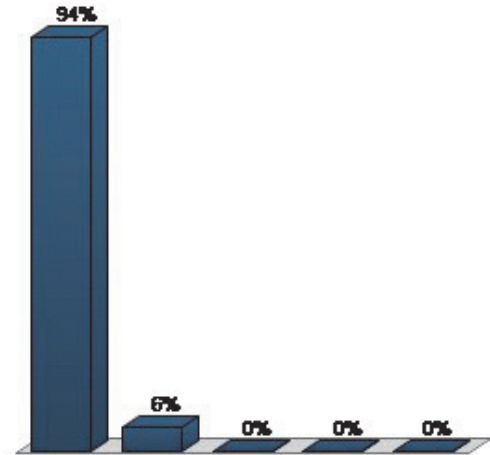
47. Government Services, Project #4: Adult Foster Care Provider Funding (Multiple Choice)

Responses		
	Percent	Count
Low Priority	66.67%	12
Somewhat Priority	22.22%	4
Moderate	5.56%	1
Important	0%	0
High	5.56%	1
Totals	100%	18



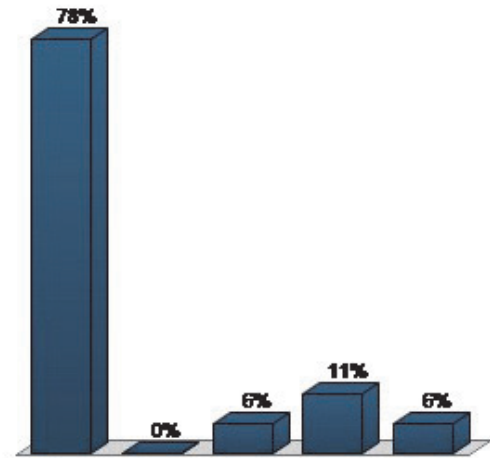
48. Government Services, Project #135: UV System Energy Savings Improvement (Multiple Choice)

Responses		
	Percent	Count
Low Priority	94.44%	17
Somewhat Priority	5.56%	1
Moderate	0%	0
Important	0%	0
High	0%	0
Totals	100%	18



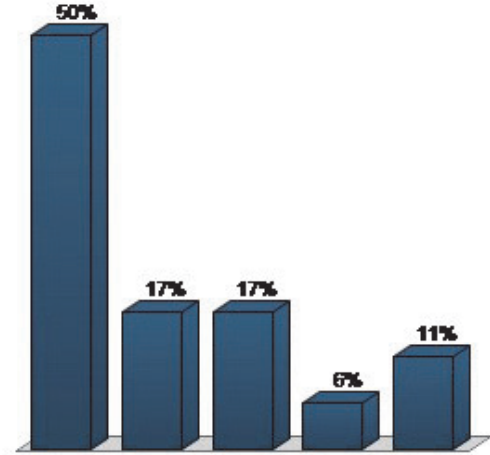
49. Government Services, Project #126: Calder Plaza Maintenance, Inspection and Construction (Multiple Choice)

Responses		
	Percent	Count
Low Priority	77.78%	14
Somewhat Priority	0%	0
Moderate	5.56%	1
Important	11.11%	2
High	5.56%	1
Totals	100%	18



50. Government Services, Project #329: Boston Square Neighborhood Association (Multiple Choice)

Responses		
	Percent	Count
Low Priority	50%	9
Somewhat Priority	16.67%	3
Moderate	16.67%	3
Important	5.56%	1
High	11.11%	2
Totals	100%	18



51. Government Services, Project #109: Preventative Animal Control by Increasing Pet Owner Access to Veterinary Care (Multiple Choice)

Responses		
	Percent	Count
Low Priority	33.33%	6
Somewhat Priority	16.67%	3
Moderate	11.11%	2
Important	0%	0
High	38.89%	7
Totals	100%	18

